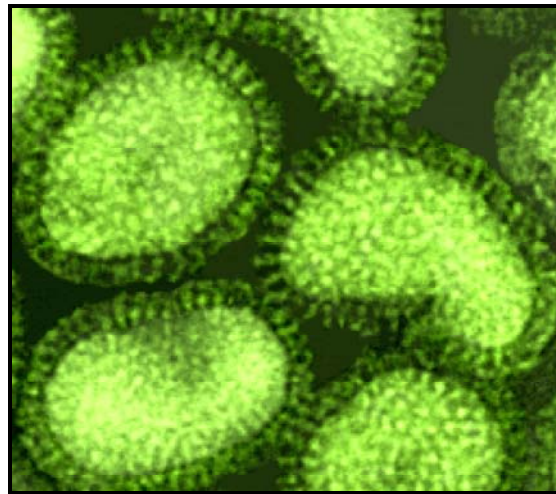


Florida Influenza Surveillance

*Week Ending January 29, 2005
(Week 4)*

Dawn Ginzl, MPH, Florida Epidemic Intelligence Service Fellow

Brittni Jones, Influenza Surveillance Coordinator



Summary

Influenza-like illness (ILI) activity increased in most regions of the state for the week ending January 29, 2005 (Week 4). Two of the regions, Northcentral and Northeast, had regional ILI activity levels above baseline and threshold levels. One County Health Department, Hardee, reported widespread ILI activity, four County Health Departments reported localized ILI activity (Hendry, Hillsborough, Palm Beach, and Pinellas), while sixteen County Health Departments (Brevard, Broward, Citrus, Collier, Duval, Escambia, Hernando, Leon, Miami-Dade, Monroe, Okaloosa, Polk, Sarasota, Seminole, Suwannee and Volusia) reported sporadic ILI activity during Week 4. Twenty counties reported no ILI activity and twenty-six counties did not report an activity code.

Florida Influenza and Influenza-like Illness (ILI) Surveillance

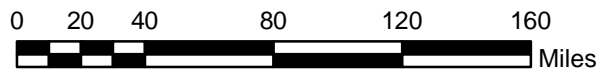
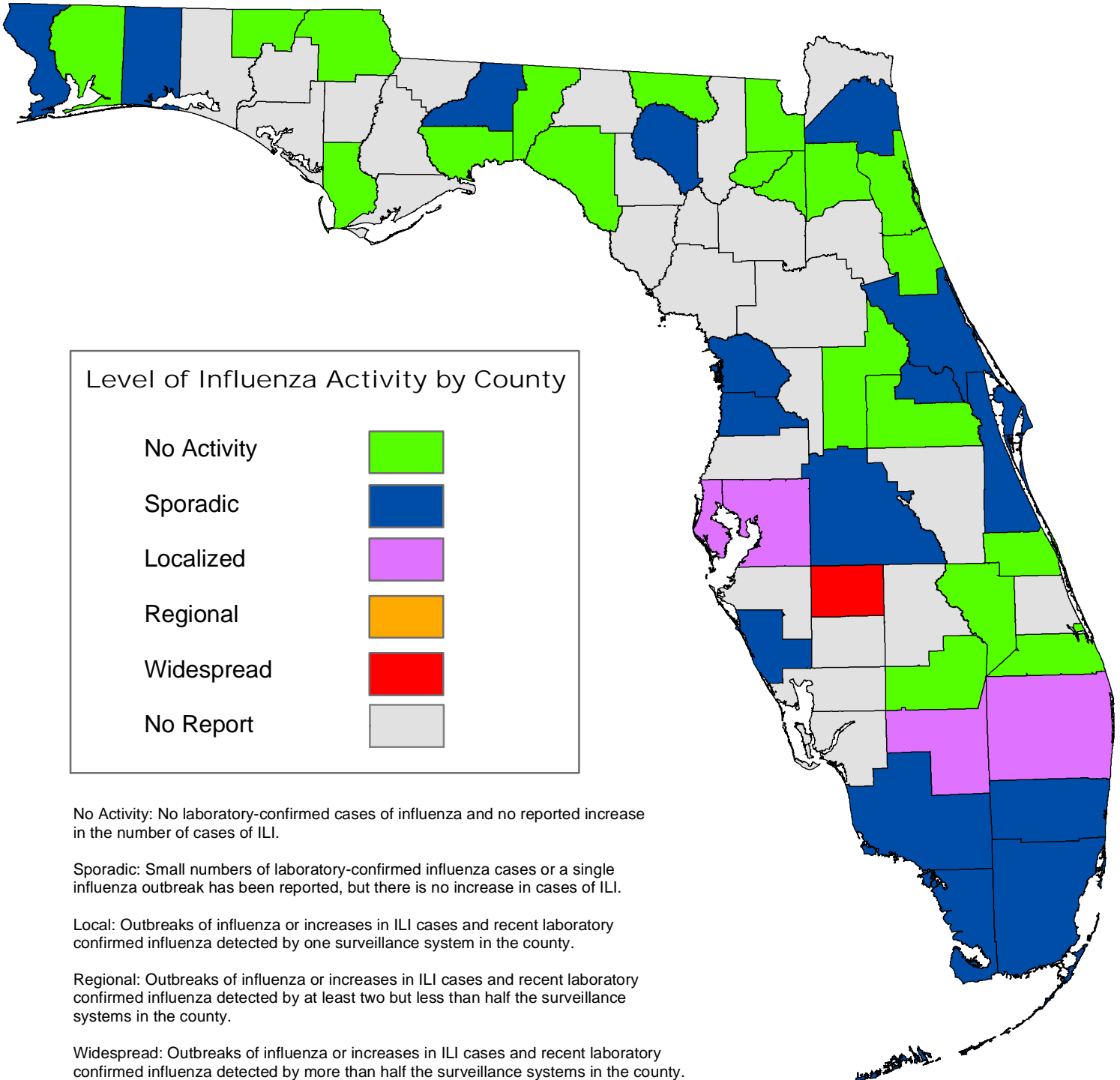
Table 1 outlines the breakdown of specimen testing and weighted ILI activity by region. The overall weighted percent ILI activity for the state for the week ending January 29, 2005 was 2.31%. This is about the same from the previous week's ILI activity of 2.38%. The Northcentral region reported the highest influenza activity (15.60%), however only Leon County reports for this region. The Southwest region reported the lowest influenza activity (0.71%). Only 44% of the sentinels across the state had reported at the time this report was written.

TABLE 1. INFLUENZA-LIKE ILLNESS REPORTING AND SPECIMEN TESTING SUMMARY BY REGION
Report Date: January 29, 2005

Region	Specimen Testing and Results for the Previous Three Weeks (Wks: 2-4)									Reported ILI* for Week 4: Week ending Jan. 29, 2005
	Total Specimens Tested	A H1N1	A H3N2	A Unk	B Hong Kong	B Shanghai	B Unk	Other Resp.	Percent Positive	
Centraleast	10	-	3	2	-	1	-	-	60.00%	2.31%
Centralwest	19	-	6	3	-	-	1	-	52.63%	1.42%
Northcentral	12	-	6	-	-	-	-	-	50.00%	15.60%
Northeast	51	-	24	5	4	1	1	1	70.59%	4.16%
Northwest	1	-	1	-	-	-	-	-	100.00%	2.13%
Southeast	34	-	9	4	6	4	2	2	79.41%	2.01%
Southwest	8	-	1	1	-	-	-	-	25.00%	0.71%

Weekly Influenza Activity

Week ending January 29, 2005 - Week 4



1:3781809



Florida Department of Health
Bureau of Epidemiology

Disclaimer:
This product is for reference purposes only and is not to be construed as a legal document. Any reliance on the information contained herein is at the user's own risk. The Florida Department of Health and its agents assume no responsibility for any use of the information contained herein or any loss resulting therefrom. Map printed February 04, 2005.

Influenza Surveillance – Definitions and Reminders

Influenza Surveillance Regions

Centraleast: Brevard, Indian River, Lake, Martin, Orange, Osceola, Seminole, St. Lucie and Volusia.

Centralwest: Citrus, Hardee, Hernando, Hillsborough, Manatee, Pasco, Pinellas, Polk and Sumter.

Northcentral: Columbia, Dixie, Franklin, Gadsden, Hamilton, Jefferson, Lafayette, Leon, Liberty, Madison, Suwannee, Taylor, and Wakulla.

Northeast: Alachua, Baker, Bradford, Clay, Duval, Flagler, Gilchrist, Levy, Marion, Nassau, Putnam, St. Johns and Union.

Northwest: Bay, Calhoun, Escambia, Gulf, Holmes, Jackson, Okaloosa, Santa Rosa, Walton and Washington.

Southeast: Broward, Miami-Dade, Monroe and Palm Beach.

Southwest: Charlotte, Collier, Desoto, Glade, Hendry, Highlands, Lee, Okeechobee and Sarasota.

Definitions of the influenza activity codes

No Activity: No laboratory-confirmed cases of influenza and no reported increase in the number of cases of ILI.

Sporadic: Small numbers of laboratory-confirmed influenza cases or a single influenza outbreak has been reported, but there is no increase in cases of ILI.

Local: Outbreaks of influenza or increases in ILI cases and recent laboratory-confirmed influenza in a single region of the state.

Regional: Outbreaks of influenza or increases in ILI cases and recent laboratory-confirmed influenza in at least two but less than half the regions of the state.

Widespread: Outbreaks of influenza or increases in ILI cases and recent laboratory-confirmed influenza in at least half the regions of the state.

Important Reminders

- * Influenza activity reporting by sentinel providers is voluntary.
- * The influenza surveillance data is used to answer the question of where, when, and what viruses are circulating. It can be used to determine if influenza activity is increasing or decreasing, but it cannot be used to ascertain how many people have become ill with influenza so far this season.
- * Reporting is incomplete for this week. Numbers may change as more reports are received.